

EDUCATION MAINTENANCE ALLOWANCE (EMA)

Application Form

Academic year 2020/21

www.nidirect.gov.uk



**Apply
Now!**

How to complete this application form

- Follow the instructions, we'll tell you what questions you need to answer and what ones you can skip.
- You'll need to have your bank, building society or credit union details to hand.
- Section 8 will ask about your household financial details. Depending on your situation, either your parent(s) or you (and your partner, if you have one) will need to complete this section. Whoever completes this section will need their National Insurance number to hand.
- You need to complete all of the questions you're asked to. Any missing information will delay your application for EMA.
- Where we ask for evidence – we will need it before your application can be accepted. Any missing evidence will delay your application for EMA.



If your household income is £20,501 or more (for households with one dependent child); or £22,501 or more (for households with more than one dependent child) do not complete this application form – you will not be eligible for this allowance.
Getting EMA won't affect any benefits you or your family already receive.

Use the notes



Where you see this you should check the notes for specific **information** to help you complete a question or section.



Where you see this you need to send us **evidence** to support your application. Use the notes to find out exactly what you need to send. You should send **photocopies** of your evidence unless otherwise stated. We will return any original documents.

How we process your data

Student Finance ni is the student finance service provided by the Student Loans Company and the Education Authority, on behalf of the Department for the Economy. The information you provide will be used for the processing of EMA by the SLC and any subsequent administration relating to funding.

For more information on the data we collect, use and share read our Information Usage Summary on page 3 of the accompanying notes.

What if I can't send the evidence you need now?

Return your application without the evidence. By doing this we can make a start on your application, but we won't be able to pay you until we see the documents we've asked for. We'll write to you to confirm what documents we still need from you.

2020/21 Calendar

April
2020

Application forms for academic year 2020/21 available for download from www.nidirect.gov.uk

June
2020

Return your application with all required evidence before **30 June 2020** to make sure your EMA application can be processed and ready for the start of your first term.

September
2020

Term starts – to have payments backdated to the start of the term, you must apply before 30 September 2020. If you apply after 30 September 2020 you may have your payments backdated to the Monday after you return the application.

March
2021

We need to have received your application before 31 March 2021 for you to be eligible for EMA in academic year 2020/21.

August
2021

We need to have received all your information and evidence before 31 August 2021 for you to be eligible for EMA in academic year 2020/21.

Section 1 Agreements and consent

1.1 Tick the statement that applies to you and follow the instruction.



By authorised third party we mean someone who is authorised to act and/or receive payments on the student's behalf. Evidence is required such as documentation from a Local Authority or a Power of Attorney.

<input type="checkbox"/> I am the student completing this form myself.	Complete the Student Agreement below.
<input type="checkbox"/> I am an authorised third party who is both : <ul style="list-style-type: none">• completing this form on behalf of the student because they are unable to and• I am authorised to hold funds on behalf of the student.	Complete the Third Party Agreement A on page 4.
<input type="checkbox"/> I am an authorised third party who is only : <ul style="list-style-type: none">• completing this form on behalf of the student because they are unable to.	Complete the Third Party Agreement B on page 4.
<input type="checkbox"/> I am an authorised third party who is only : <ul style="list-style-type: none">• authorised to hold funds on behalf of the student.	Complete the Third Party Agreement C on page 4.

Student Agreement

By signing this agreement you are confirming that:

- the information you will give on this form is correct and complete to the best of your knowledge and belief;
- you will submit supporting evidence in accordance with the accompanying notes;
- you understand that if you have provided details of your UK passport, SLC will verify those details with HM Passport Office;
- you understand that any attempt to dishonestly obtain EMA shall be treated as fraud and will be subject to disciplinary procedures involving the Police Service of Northern Ireland (PSNI);
- you agree that in the event of receiving an overpayment of financial support, you are obligated to repay this in full; and
- where you have provided any personal information in relation to a third party, you have informed them of this.

Student full name (in BLOCK CAPITALS)

Student signature

Today's date

Day	Month	Year
<input type="text"/>	<input type="text"/>	<input type="text"/>



Now complete **Consent to share** below

Consent to share

Important information if you live with your parent(s)/guardian(s) or a partner:

It is important that we know if you will let us talk about your application and award with your parent(s)/guardian(s) or partner. We can't give out information about your application or award to anyone without your consent.

- I consent to the EMA customer services team providing details of the progress of my application and award to the person named as person 1 in section 8 of this application form. ☐ No ☐ Yes
- I consent to the EMA customer services team providing details of the progress of my application and award to the person named as person 2 in section 8 of this application form. ☐ No ☐ Yes



Now go to **Section 2**



Section 1 Agreements and consent (continued)

Third Party Agreement A

By signing this agreement you are confirming that:

- the information you will give on this form is correct and complete to the best of your knowledge and belief;
- you will submit supporting evidence in accordance with the accompanying notes;
- you are authorised to act on the student's behalf and have enclosed evidence to prove this;
- the student named in **Section 2** is unable to have a bank, building society or credit union account in his/her own name;
- you agree that in the event of the student receiving an overpayment of financial support, the student is obligated to repay this in full;
- you will provide correct bank, building society or credit union details in your own name, are authorised to hold funds on the student's behalf and have enclosed evidence to prove this;
- you will use EMA payments made as a result of this application in accordance with the student's instructions; and
- you have read and understood these statements.

Authorised third party full name (in BLOCK CAPITALS)

Authorised third party signature

Today's date

Day			-	Month			-	Year				

 Now go to **1.2**

Third Party Agreement B

By signing this agreement you are confirming that:

- the information you will give on this form is correct and complete to the best of your knowledge and belief;
- you will submit supporting evidence in accordance with the accompanying notes;
- you are authorised to act on the student's behalf and have enclosed evidence to prove this; and
- you agree that in the event of the student receiving an overpayment of financial support, the student is obligated to repay this in full;
- you have read and understood these statements.

Authorised third party full name (in BLOCK CAPITALS)

Authorised third party signature

Today's date

Day			-	Month			-	Year				

 Now go to **1.2**

Third Party Agreement C

By signing this agreement you are confirming that:

- the student named in **Section 2** is unable to have a bank, building society or credit union account in his/her own name;
- you will provide correct bank, building society or credit union details in your own name;
- you are authorised to hold funds on the student's behalf and have enclosed evidence to prove this;
- you agree that in the event of the student receiving an overpayment of financial support, the student is obligated to repay this in full;
- you will use any EMA payments made as a result of this application in accordance with the student's instructions; and
- you have read and understood these statements.

Authorised third party full name (in BLOCK CAPITALS)

Authorised third party signature

Today's date

Day			-	Month			-	Year				

 Now go to **1.2**

Section 1 Agreements and consent (continued)

1.2 Third party details



You need to send evidence to prove your authorisation, read the notes to find out what you need to send.

You must contact us if the student's contact details change or if the student's nominated third party's details change during the academic year.

All correspondence will continue to be addressed directly to the student.

Forename(s)

Surname

Home address

Postcode

Home phone number

Mobile phone number

Email address

Section 2 Student's details

2.1 Customer Reference Number

(If you don't have one yet, leave this blank.)

2.2 Personal details

Complete these details exactly as stated on your birth certificate, passport or deed poll.

If any of your details change during the year you need to let us know.



You need to send evidence of your identity, such as your original birth certificate. Read the notes for a full list of what you can send.

You must be aged 16, 17, 18 or 19 on or between 2 July 2019 and 1 July 2020 to be eligible.

Title

Mr Mrs Miss Other

Forename(s)

Surname

Gender

Male Female

Date of birth

Day - Month - Year

Place of birth (the name of the town or village)

2.3 Contact details



You need to send evidence, such as a photocopy of your household gas or electricity bill. Read the notes for a full list of what you can send.

The proof can be in your parent's/guardian's/partner's name.

Home address

Postcode

Home phone number

Mobile phone number

(We may contact you by text message.)

Email address

2.4 What was the name of the student's first school?

If you ever need to call us we'll ask you for the answer you give to this question as a security check, you need to remember the answer you give!

Section 3 Your payment details

- 3.1** Are you completing this section as an **authorised third party** who will hold the student's EMA payments on their behalf?

By authorised third party we mean someone who is authorised to act and/or receive payments on the student's behalf. Evidence is required such as documentation from a Local Authority or a Power of Attorney.

- ☐ **No** – I am the student – go to **3.2**
- ☐ **Yes** – go to **3.3**

3.2 Student payment details

This account must be in your name and be able to accept direct credits.

You must provide your details in full or we won't be able to pay you.

Account holder's name (student)

Sort code

 - -

Account number

Building society roll/credit union membership number
(if applicable)

Now go to **Section 4**

3.3 Third party payment details

This account must be able to accept direct credits.

You must provide your details in full or we won't be able to pay you.

Account holder's name (third party)

Sort code

 - -

Account number

Building society roll/credit union membership number
(if applicable)

Now go to **Section 4**

Section 4 Student's school or college details

- 4.1** Are you in receipt of, or have you been approved to receive either:
- a Further Education (FE) Award from the Department for the Economy
- or**
- a Department of Agriculture, Environment and Rural Affairs (DAERA) Bursary?

- 4.2** Give details of where you intend to study from September 2020.

If you don't know where you'll study, give details of the school or college you want to attend.

If these details change you must let us know as soon as possible and no later than before the start of your first term.

☐

No – go to **4.2**

☐

Yes – you are not eligible for this allowance. Do not continue with this application.



Name of school or college

Campus (if applicable)

School or college address

Postcode

Now go to Section 5

Section 5 Student's nationality and residency details

5.1 Are you a UK or ROI national?



If you're a UK passport holder, the easiest way for you to verify your identity is to provide your UK passport details. This means you **do not need to send us your passport**.

We will share the passport details you give us with HM Passport Office so that we can verify your identity.

If you're a ROI passport holder, you need to send us your original passport.

Your passport must be currently valid and not expired.



UK passport expired?

If your UK passport has expired we can't accept this information as proof of your identity. You'll have to send alternative evidence as set out in the accompanying notes.

5.1.1 Have you been ordinarily resident in:

- the UK; **or**
- the EU/EEA; **or**
- Switzerland

for three years prior to the first day of the first academic year of your course?



Read page 7 of the notes to understand what we mean by 'ordinarily resident'.

5.2 Are you an EU national?



Read page 7 of the notes to understand what we mean by 'ordinarily resident'.

☐

No – go to **5.2**

☐

Yes – do you hold a valid UK passport?

☐

No – go to **5.1.1**

☐

Yes – enter these details exactly as stated on your passport

Passport number

Date of issue

Day	Month	Year
<input type="text"/>	<input type="text"/>	<input type="text"/>

Date of expiry

Day	Month	Year
<input type="text"/>	<input type="text"/>	<input type="text"/>

Forename(s)

Surname

Now continue to 5.1.1

☐

No – you need to send supporting documents.



Please check **Break in residency** on page 7 of the notes, then **go to Section 6**.

☐

Yes – if you didn't enter valid UK passport details, you need to send supporting documents. Read the notes to see what you need to send and then **go to Section 6**.

☐

No – go to **5.3**

☐

Yes – have you been ordinarily resident in the UK for three years prior to the first day of the first academic year of your course?

☐

No – go to **5.3**

☐

Yes – you need to send supporting documents. Read the notes to see what you need to send and then **go to Section 6**.



Section 5 Student's nationality and residency details (continued)

5.3 Do you have 'settled status' in the UK?

By 'settled status' we mean:

- you have a right of permanent residence in the uk; or
- you have been granted indefinite leave to remain; or
- you have a right of abode in the uk.



Read page 7 of the notes to understand what we mean by 'ordinarily resident'.

☐

No – go to 5.4

☐

Yes – what was the date you received this status?

Day Month Year
[] [] - [] [] - [] [] [] []

Have you been ordinarily resident in:

- the UK; or
- the EU/EEA; or
- Switzerland

for three years prior to the first day of the first academic year of your course?

☐

No – you need to send supporting documents. Please check **Break in residency** on page 7 of the notes, then go to **Section 6**.

☐

Yes – you need to send supporting documents. Read the notes to see what you need to send and then go to **Section 6**.



5.4 Have you or a family member been granted 'leave to remain for humanitarian protection' or 'discretionary leave'?

Your family member must be your husband, wife, civil partner, parent or step-parent.



Read page 7 of the notes to understand what we mean by 'ordinarily resident'.

☐

No – go to 5.5

☐

Yes – have you been ordinarily resident in the UK for the three years prior to the first day of the first academic year of your course?

☐

No – go to 5.5

☐

Yes – date this status is due to expire



Day Month Year
[] [] - [] [] - [] [] [] []

You need to send supporting documents. Read the notes to see what you need to send and then go to **Section 6**.

5.5 Do you or a family member have 'refugee status' in the UK or 'EU temporary protection status' in the UK?

Your family member must be your husband, wife, civil partner, parent or step-parent.



Read page 7 of the notes to understand what we mean by 'ordinarily resident'.

☐

No – go to 5.6

☐

Yes – have you been ordinarily resident in the UK since this status was awarded?

☐

No – go to 5.6

☐

Yes – date this status is due to expire



Day Month Year
[] [] - [] [] - [] [] [] []

You need to send supporting documents. Read the notes to see what you need to send and then go to **Section 6**.

Section 5 Student's nationality and residency details (continued)

- 5.6** Have you or a family member been granted **'leave to remain'** as a stateless person?

Your family member must be your husband, wife, civil partner, parent or step-parent.




Read page 7 of the notes to understand what we mean by 'ordinarily resident'.

- ☐ **No** – go to **5.7**
- ☐ **Yes** – have you been ordinarily resident in the UK for the three years prior to the first day of the first academic year of your course?

- ☐ **No** – go to **5.7**

- ☐ **Yes** – date this status is due to expire

 Day Month Year
[] [] - [] [] - [] [] [] []

You need to send supporting documents. Read the notes to see what you need to send and then go to **Section 6**.

- 5.7** Have you been granted **'leave to remain'** in the UK under section 67 of the Immigration Act 2016, or are you the dependent child of someone who has?



Read page 7 of the notes to understand what we mean by 'ordinarily resident'.

- ☐ **No** – go to **5.8**
- ☐ **Yes** – have you been ordinarily resident in the UK for the three years prior to the first day of the first academic year of your course?

- ☐ **No** – go to **5.8**

- ☐ **Yes** – date this status is due to expire

 Day Month Year
[] [] - [] [] - [] [] [] []

You need to send supporting documents. Read the notes to see what you need to send and then go to **Section 6**.

- 5.8** Are you the child of a **Turkish national who is working or has worked in the UK?**



Read page 7 of the notes to understand what we mean by 'ordinarily resident'.

- ☐ **No** – go to **5.9**
- ☐ **Yes** – have you been ordinarily resident in:
- the UK; **or**
 - the EU/EEA; **or**
 - Switzerland; **or**
 - Turkey
- for three years prior to the first day of the first academic year of your course?

- ☐ **No** – go to **5.9**

- ☐ **Yes** – you need to send supporting documents. Read the notes to see what you need to send and then go to **Section 6**.

Section 5 Student's nationality and residency details (continued)

5.9 Are you the **child of a Swiss national**?



Read page 7 of the notes to understand what we mean by 'ordinarily resident'.

☐

No – go to **5.10**

☐

Yes – will your Swiss national parent be living in the UK on the first day of the first academic year of your course?

☐

No – go to **5.10**

☐

Yes – have you been ordinarily resident in:

- the UK; **or**
- the EU/EEA; **or**
- Switzerland

for three years prior to the first day of the first academic year of your course?

☐

No – go to **5.10**

☐

Yes – you need to send supporting documents. Read the notes to see what you need to send and then **go to Section 6**.



5.10 Are you or a family member an **EEA or Swiss national who is working/has worked or is looking for work in the UK**?

Your family member must be your husband, wife, civil partner, parent or step-parent.



Read page 7 of the notes to understand what we mean by 'ordinarily resident'.

☐

No – go to **5.11**

☐

Yes – have you been ordinarily resident in:

- the UK; **or**
- the EU/EEA; **or**
- Switzerland; **or**
- Turkey

for three years prior to the first day of the first academic year of your course?

☐

No – go to **5.11**

☐

Yes – you need to send supporting documents. Read the notes to see what you need to send and then **go to Section 6**.



5.11 Tick the box which applies to you.

☐

I have answered 'Yes' to at least one question in this section.

You need to go back to the question you answered 'Yes' to and follow the instruction given there.

☐

I have answered 'No' to all the questions in this section.



You are not eligible for this grant. Do not continue with this application.

Section 6 Student's residence history

6.1 Tell us your address details for the last three years before the start of the first academic year of your course.

If you need more space, you can attach additional pieces of paper to this form.

Home address

Postcode

From

Day

-

Month

-

Year

To

Day

-

Month

-

Year

Why were you there?

Home address

Postcode

From

Day

-

Month

-

Year

To

Day

-

Month

-

Year

Why were you there?

Section 7 Student's independence details

7.1 Tick one of the following statements that apply to you and follow the instructions.

- ☐ I have lived under the care of the Department of Health or foster parent(s) throughout any three-month period ending on or after I reached the age of 16 and before the 1 September 2020 – go to **7.3**
- ☐ I receive Income Support or income-related Employment and Support Allowance in my own name – go to **7.3**
- ☐ I am responsible for a child – go to **7.3**
- ☐ None of the above – go to **7.2**

7.2 Do you live apart from your parent(s)/ guardian(s)?



- ☐ **No** – you are a **dependent** student.
Your parent(s) or guardian(s) need(s) to complete Section 8.
- ☐ **Yes** – you are an **independent** student.
You (and your partner, if applicable) need to complete Section 8.

7.3 **You are an independent student.**



You need to send supporting documents to prove the statement ticked. Read the notes to see what you need to send, then **go to Section 11**.

Section 8 Financial details

Part A

Section 8 is divided into four parts. Read the following for a quick summary of each part.

Part A

Tell us your name and some other personal information including your National Insurance number.

Part B

Answer every question.

Part C

Only complete if instructed.

Part D

Answer every question.

Who completes this section?

Question 7.2 indicated who needs to complete this section of your application.

How to complete this section

If you are a single parent/guardian of the student

Enter your information as Person 1, leave Person 2 blank.

If there are two parents/guardians in the student's household

Complete this section with information for both Person 1 and Person 2.

If you're an independent student with a partner

Enter your information as Person 1, your partner needs to enter their information as Person 2.

If you're an independent student without a partner

Enter your information as Person 1, leave Person 2 blank.

If you're self assessed – read page 14 of the notes for more information. 

If you're not self assessed – you can use your P60 to complete this section.



Data Sharing

We will share and check the details you give us with HM Revenue & Customs, allowing us to gain the most accurate information possible. This can only be done if you have a valid National Insurance (NI) number. This information will be used to work out if the student is eligible to get EMA based on household income. To find out more about how your information is used and why, make sure you read our Information Usage Summary on page 3 of the accompanying notes.

Personal details

Person 1

Relationship to student (if you're the student, write N/A)

Forename

Surname

Please provide your NI number below

Date of birth

Day Month Year

[go to Part B](#)

Person 2

Relationship to student

Forename

Surname

Please provide your NI number below

Date of birth

Day Month Year

[go to Part B](#)

Section 8 Financial details (continued)

Part B

Financial information for tax year 2018-19


How to complete Part B

- Answer every question.
- Where you answer 'Yes' to a question you must give gross income amounts.
- Any amounts given must be for the tax year starting **6 April 2018** and ending **5 April 2019**.
- If you leave any question blank in **Part B** we will not be able to process this application.
- If you don't receive a specific type of income listed in a question, write 'n/a'.

Do I need to send any evidence of financial details with this application?

No, you don't need to send any evidence of your financial details now, but we may write to request this at a later date.

What if my income has dropped since 2018-19?

-  If your household income has permanently changed since tax year **2018-19**, read page 14 of the notes for more information.

8.1 Were you in receipt of Income Support or income-related Employment and Support Allowance?

Person 1

Tax year 2018-19

☐

No

☐

Yes

Person 2

Tax year 2018-19

☐

No

☐

Yes

8.2 Did you receive any income from salary, wages, taxable state benefits or from occupational or private pensions?

Tax year 2018-19

☐

No – go to **8.3**

☐

Yes – give details

£

£

£

£

Tax year 2018-19

☐

No – go to **8.3**

☐

Yes – give details

£

£

£

£



Total income from salary/wages



Total income from taxable state benefits

Total income from occupational pension(s)

If you receive a lump sum pension, only declare the amount you received that you paid tax on.

Total income from private pension(s)

If you receive a lump sum pension, only declare the amount you received that you paid tax on.

Section 8 Financial details (continued)

8.3 Did you receive any income from a state retirement pension?

Total non-lump sum amount received

Total lump sum amount received

Person 1

Tax year 2018-19

☐ No – go to **8.4**

☐ Yes – give details

£

£

Person 2

Tax year 2018-19

☐ No – go to **8.4**

☐ Yes – give details

£

£

8.4 Did you receive any income from savings and investments?

i Total interest from UK banks, building societies and unit trusts

i Total income from UK life insurance gains, securities and partnerships

i Total income from UK investments and dividends

i Total income from foreign investment and dividends

Tax year 2018-19

☐ No – go to **8.5**

☐ Yes – give details

£

£

£

£

Tax year 2018-19

☐ No – go to **8.5**

☐ Yes – give details

£

£

£

£

8.5 Did you receive any taxable benefits in kind?

Total income from taxable benefits in kind

Tax year 2018-19

☐ No – go to **8.6**

☐ Yes – give details

£

Tax year 2018-19

☐ No – go to **8.6**

☐ Yes – give details

£

8.6 Did you receive any other income during tax year 2018-19 that you have not told us about in **Part B**?

Tax year 2018-19

☐ No – go to **Part D**

☐ Yes – go to **Part C**

Tax year 2018-19

☐ No – go to **Part D**

☐ Yes – go to **Part C**

Section 8 Financial details (continued)

Part C

Any other income

How to complete Part C

- Answer every question.
- Where you answer 'Yes' to a question you must give **gross** income amounts. Tax year 2018-19
- Any amounts given must be for the tax year starting **6 April 2018** and ending **5 April 2019**.
- If you leave any question blank in **Part C** we will not be able to process this application.
- If you don't receive a specific type of income listed in a question, write 'n/a'.

8.7 Did you receive any income from self-employment?



Person 1

Tax year 2018-19

☐

No – go to **8.8**

☐

Yes – give details

£

£

Person 2

Tax year 2018-19

☐

No – go to **8.8**

☐

Yes – give details

£

£

8.8 Total adjusted profit from businesses



8.8 Total adjusted profit from partnerships



Tax year 2018-19

☐

No – go to **8.9**

☐

Yes – give details

£

Tax year 2018-19

☐

No – go to **8.9**

☐

Yes – give details

£

8.8 Did you receive any income as a Minister of religion?



Total taxable income minus expenses that are not included on your P60 or P11D

8.9 Did you receive any other taxable income or lump sums?



Tax year 2018-19

☐

No – go to **8.10**

☐

Yes – give details

£

Tax year 2018-19

☐

No – go to **8.10**

☐

Yes – give details

£

Total income received

8.10 Did you receive any income from property lettings?



Tax year 2018-19

☐

No – go to **8.11**

☐

Yes – give details

£

Tax year 2018-19

☐

No – go to **8.11**

☐

Yes – give details

£

Total income received

Section 8 Financial details (continued)

8.11 Did you receive any income from UK trusts?



Total income received

Person 1

Tax year 2018-19

☐

No – go to **8.12**

☐

Yes – give details

£

Person 2

Tax year 2018-19

☐

No – go to **8.12**

☐

Yes – give details

£

8.12 Did you receive any foreign income?



Total income received

Tax year 2018-19

☐

No – go to **8.13**

☐

Yes – give details

£

Tax year 2018-19

☐

No – go to **8.13**

☐

Yes – give details

£

8.13 Did you receive any income from an overseas pension?



Total income received

Tax year 2018-19

☐

No – go to **8.14**

☐

Yes – give details

£

Tax year 2018-19

☐

No – go to **8.14**

☐

Yes – give details

£

8.14 Did you receive any other overseas income and gains?



Total income received

Tax year 2018-19

☐

No – go to **Part D**

☐

Yes – give details

£

go to **Part D**

Tax year 2018-19

☐

No – go to **Part D**

☐

Yes – give details

£

go to **Part D**

Section 8 Financial details (continued)

Part D

Income deductions

How to complete Part D

- Answer every question.
- Where you answer 'Yes' to a question you must give **gross** deduction amounts.
- Any amounts given must be for the tax year starting **6 April 2018** and ending **5 April 2019**.
- If you leave any question blank in **Part D** we will not be able to process this application.
- If you don't receive a specific type of deduction listed in a question, write 'n/a'.

8.15 Did you pay any private pension contributions?

Don't include any payments to a workplace pension.

Total amount you paid

Person 1

Tax year 2018-19

☐

No – go to **8.16**

☐

Yes – give details

£

Person 2

Tax year 2018-19

☐

No – go to **8.16**

☐

Yes – give details

£

8.16 Did you pay any Additional Voluntary Contributions (AVCs)?

Total amount you paid

Tax year 2018-19

☐

No – go to **8.17**

☐

Yes – give details

£

Tax year 2018-19

☐

No – go to **8.17**

☐

Yes – give details

£

8.17 Did you have any allowable expenses on which you claimed tax relief?



Total amount on which you claimed tax relief

Tax year 2018-19

☐

No – go to **Section 9**

☐

Yes – give details

£

go to **Section 9**

Tax year 2018-19

☐

No – go to **Section 9**

☐

Yes – give details

£

go to **Section 9**


Section 9 Student's family details

9.1 Is your total household income £20,500 or less per year?

☐ **No** – go to **9.2**

☐ **Yes** – go to **Section 10**

9.2 Is your household income £22,500 or less per year?


☐ **No** – the applicant is not eligible for this allowance.
 Do not continue with this application.

☐ **Yes** – are there any other young people in your household who are:

- under the age of 16 and qualify for Child Benefit

or

- aged 16, 17, 18, 19 or 20 on 1 September 2020, are in full-time further education and qualify for Child Benefit?

☐ **No** – the applicant is not eligible for this allowance. Do not continue with this application.



☐ **Yes** – go to **9.3**

9.3 Give details of any young people in your household who are:

- under the age of 16 and qualify for Child Benefit

or

- aged 16, 17, 18, 19 or 20 on 1 September 2020, in full-time further education and qualify for Child Benefit

 You need to send evidence for each young person you state. Read the notes to see what you need to send.

If you need more space, you can attach additional pieces of paper to this form.

Full name

Date of birth

Day			Month			Year			
<input type="text"/>	<input type="text"/>	-	<input type="text"/>	<input type="text"/>	-	<input type="text"/>	<input type="text"/>	<input type="text"/>	<input type="text"/>

Full name

Date of birth

Day			Month			Year			
<input type="text"/>	<input type="text"/>	-	<input type="text"/>	<input type="text"/>	-	<input type="text"/>	<input type="text"/>	<input type="text"/>	<input type="text"/>

Full name

Date of birth

Day			Month			Year			
<input type="text"/>	<input type="text"/>	-	<input type="text"/>	<input type="text"/>	-	<input type="text"/>	<input type="text"/>	<input type="text"/>	<input type="text"/>

Section 10 Parent(s)/guardian(s)/partner agreement

How to complete this section

If you are a single parent/guardian of the student

Read and understand the agreement below then sign and date as Person 1, leave Person 2 blank.

If there are two parents/guardians in the student's household

Read and understand the agreement below then sign and date both Person 1 and Person 2.

If you're an independent student with a partner

The partner needs to read and understand the agreement below then sign and date as Person 2, leave Person 1 blank.

If you're an independent student without a partner

Don't complete this section – you've already signed your agreement in **Section 1**, continue on to **Section 11**.

Parent/Guardian/Partner Agreement

By signing this agreement you are confirming that:

- the information you have given on this form is correct and complete to the best of your knowledge and belief;
- you understand that any attempt to dishonestly obtain EMA shall be treated as fraud and will be subject to disciplinary procedures involving the Police Service of Northern Ireland (PSNI); and
- you have read and understood these statements.

Person 1

Full name (in BLOCK CAPITALS)

Signature

Today's date

Day			-	Month			-	Year				

Person 2

Full name (in BLOCK CAPITALS)

Signature

Today's date

Day			-	Month			-	Year				



Now pass this form back to the student

Section 11 Finalising your application



This must be completed by the student

11.1 Have you signed and dated your agreement in **Section 1**?

☐ **No** – you must sign the agreement, we can't process your application without it.

☐ **Yes**

11.2 Have you answered all the questions that apply to you?

☐ **No** – if you don't complete a section or question you've been asked to, this could delay your EMA payments.

☐ **Yes**

11.3 Did your parent(s)/guardian(s) or your partner complete **Sections 8, 9 and 10**?
Remember – **Section 7** told you if you needed to do this or not.

☐ **No** – if you have been instructed that these sections are to be completed, and you forget to do this, it will delay any EMA payments you could get.

☐ **Yes**

11.4 Have you included **all** the evidence we've asked for?

All students need to send evidence of their identity and home address for **Sections 2 and 5**.

Some students will also need to send evidence of their independence details for **Section 7**.

Your parent(s)/guardian(s) or your partner will need to send evidence of any young people they mentioned in **Section 9**.

Use the notes to check you've included the right evidence for each section.

☐ **No** – if there's some supporting evidence you can't give us right now, you can send your application back without it.

This means we can make a start on your application and we'll contact you for the evidence later but we won't be able to confirm if you can get EMA payments until you've sent all your evidence.

☐ **Yes** – read the '3 things to remember' information on the next page before returning your application form.

3 things to remember

1

Get paid on time!

Send us your completed application form as soon as you can and as far in advance of your course start date as possible so that there is plenty of time for us to contact you to finalise your EMA application before you start your studies.

Don't worry if you don't have all your supporting documentation right now, still send us your completed form so we can start to process it. Just send in your evidence as soon as you can after this in order to avoid any delay.

Make sure you send us your completed application form with all appropriate evidence by 30 June 2020 at the latest if you want to have your EMA application assessed and ready for the start of your course.

2

Check the postage

Make sure that you've included all evidence with your completed application, had it weighed and paid the correct postage costs.

Remember to ask for proof of postage!

3

Send the form

Return your completed form and supporting evidence to the address below:

**EMA Customer Services
PO Box 5591
Glasgow
G52 9BJ**

Confidential Equal opportunities questionnaire

In order to monitor the uptake of services provided by the Department for the Economy and the impact of policies, applicants are requested to complete this questionnaire. Access to the answers you give on this questionnaire will be strictly controlled and will not be available to those considering your application.

Your answers will not affect your application for EMA.

A What is your religious affiliation?

- ☐ I am a member of the Protestant Community
- ☐ I am a member of the Catholic Community
- ☐ I am a member of neither the Protestant nor Catholic Community

B What is your gender?

- ☐ Male ☐ Female

C Which of the following best describes your sexual orientation?

- ☐ Heterosexual/Straight ☐ Bisexual
- ☐ Gay ☐ Lesbian
- ☐ Prefer not to say

D What is your marital status?

- ☐ Single ☐ Married
- ☐ Separated ☐ Divorced
- ☐ Widowed ☐ Cohabiting
- ☐ Other – give details below

E What is your carer status?

- ☐ No caring responsibilities ☐ Care for own children
- ☐ Care for other relative ☐ Other – give details below

F Do you consider yourself to have/have had a disability?

- ☐ No ☐ Yes – give details below

G What is your ethnic origin?

- ☐ Chinese ☐ Irish Traveller
- ☐ Black/African Caribbean ☐ Indian
- ☐ Pakistani ☐ White
- ☐ Asian other – give details below

- ☐ Other – give details below

H How old are you?

- ☐ 16 ☐ 17 ☐ 18 ☐ 19